

Instructions and Expectations When Signing Up on the AOC 2028 Website

Step 1: Visit the Website

Go to <https://aoc2028.us>. When you click on your state, you will be redirected to the **Rep My Block** website.

If you are a **Democrat Abroad**, go directly to: <https://repmyblock.org/rmbimg/draft/aoc>.



The screenshot shows a web browser window with the address bar displaying www.draftaoc.us. The page content includes the title "Join the Draft AOC 2028 Movement" in large red text. Below this is the logo for SDA (Socialist Democratic Alliance) with the URL www.socialists.us and the logo for GLOBAL GREENS USA. The main heading is "Draft AOC for President of the United States". A paragraph states: "We need as many Democratic Precinct Representatives as possible to run within the Democratic Party. Follow these instructions to become a Democratic Precinct Representative". Below this is a call to action: "Get involved: Click on your state to fill out the survey and join the movement." A section titled "Volunteer Sign-Up Progress" features a map of the United States. The map uses three colors: green for most states, red for North Dakota, South Dakota, Arkansas, Tennessee, Mississippi, West Virginia, and Hawaii, and grey for Montana, Wyoming, Idaho, Utah, Nevada, Arizona, New Mexico, Texas, Oklahoma, Missouri, Illinois, Indiana, Ohio, Pennsylvania, New York, Vermont, New Hampshire, Maine, Alaska, and Guam. At the bottom, it says "Website hosted by SDA and GLOBAL GREENS USA" with the SDA logo and the GLOBAL GREENS USA logo.

Step 2: Fill Out the First Page

The first section of the website will ask for your **basic information**, including:

- First name
- Last name
- County
- ZIP code



The screenshot shows a web page with a yellow header. On the left is a logo with the text 'REP MY BLACK' in red and black. On the right are links: 'REGISTER' and 'LOGIN' in white on a red background, and 'ABOUT', 'HOW TO', and 'CONTACT' in black on a yellow background. The main content area has a blue heading 'Help Put Socialist Candidates on the Ballot!' followed by 'Draft AOC for President of the United States in 2028'. Below this is a paragraph about the Social Democrats of America seeking Socialists to run or assist others in running as delegates to the Presidential Convention in 2028. Another paragraph mentions that although information about the 2028 Democratic Convention has not yet been released, users can review the '2024 draft of the Delegate Selection Plan' released by the South Dakota Democratic Party for Chicago. A third paragraph states the goal is to remove money from the electoral process and that the draft campaign relies on in-kind contributions, such as picking up a copy of the voter database, handing out flyers, or designing a logo. A fourth paragraph notes that South Dakota has been allocated 19 delegates and that the goal is to gather as many Democrats as possible to show support for a potential AOC candidacy. At the bottom, there are four registration fields: 'First Name:', 'Last Name:', 'County:', and 'Zipcode:', each with a corresponding text input box.

REP MY BLACK REGISTER LOGIN ABOUT HOW TO CONTACT

Help Put Socialist Candidates on the Ballot!

Draft AOC for President of the United States in 2028

The Social Democrats of America are seeking Socialists to run or assist others in running as delegates to the Presidential Convention in 2028.

Although the information about the 2028 Democratic Convention has not yet been released, you can review the [2024 draft of the Delegate Selection Plan](#) released by the South Dakota Democratic Party for Chicago.

Our goal is also to remove money from the electoral process. This draft campaign relies on in-kind contributions, where each of us performs simple tasks for the benefit of the collective. These tasks could include picking up a copy of the voter database from the county chair, handing out flyers on a street corner, designing a logo, or any other activity that helps us reach our goal.

South Dakota has been allocated 19 delegates. Right now, we need to gather as many Democrats as possible to show support for a potential AOC candidacy. Our goal is to encourage as many people as possible to register as Democrats as soon as possible.

First Name:

Last Name:

County:

Zipcode:

Step 3: Complete the Second Page

The second page will ask for your **experience** and **partisan information**. This information will be used to create a list of volunteers that will be shared with **AOC's team** when she decides to run.

Volunteer Information:

- ☐ I will sign a petition with AOC's name
- ☐ I am available to be a delegate
- ☐ I want to volunteer in any capacity
- ☐ I have time to read party documents
- ☐ I was a delegate in the past

Partisan Information:

- ☐ Elected County/State party member
- ☐ Democratic Club member
- ☐ Ran for elected office
- ☐ Elected to government position
- ☐ Never participated in politics

Affirmative Action Information:

- ☐ African-American
- ☐ Hispanic/Latino
- ☐ Asian/Pacific
- ☐ Native American
- ☐ People with Disabilities
- ☐ LGBTQ
- ☐ Youth (18-36)

Age:

Age

[Prepare the survey to email](#)

By clicking the "Register" button, you are creating a RepMyBlock account and agreeing to RepMyBlock's [Terms of Use](#) and [Privacy Policy](#).

Watch this 26-minute documentary to understand what it means to be part of the governance of the County Democratic Party. [Click here to watch the whole documentary](#). (Press the **PLAY** button and enter the password **QCC4ALL** (all in uppercase) to access it.)

Rep My Block is provided free of charge to any candidate who wishes to use its services. **Please note that Draft AOC's content is independent of the Rep My Block tool.**

REP MY BLOCK
Represent Community By Running For County Committee

[ABOUT](#) [REPRESENT](#) [NOMINATE](#) [HOWTO](#) [CONTACT](#) [BUGS](#) [LOGIN](#)

[Twitter](#) [Facebook](#) [Instagram](#)

RepMyBlock is a RepMyBlock project.

Step 4: Submit and Save Your Code

After submitting your form, you will be taken to a screen that displays a **unique code**.

It's very important that you **copy and paste this code** and email it to: draftaoc@team.repmyblock.org. You can do this easily by clicking either the **email link** or the **Save Survey Code** link, which will open your default email program automatically.

REP MY BLOCK

REGISTER LOGIN

ABOUT HOW TO CONTACT

Help Put Socialist Candidates on the Ballot!

Draft AOC for President of the United States

Thank you for filling out the survey!

To save your submission, please email the code **E0V6618LBFYE** to draftaoc@team.repmyblock.org with the subject line: **Save Survey Code E0V6618LBFYE**.

You should receive a response with further instructions within a few minutes.

Be sure to check your spam or junk folder for the follow-up instructions. In the response, you'll be asked to forward the email to another Rep My Block address, so please watch for that. This email will include a link to create your username and password for the Rep My Block website.

Once you log in for the first time, a volunteer from the Draft AOC team will reach out to you. This may take anywhere from 1 day to 2 months, depending on the volume of responses.

While complete information about the convention isn't available yet, the Democratic Party of South Dakota has published a draft of the Delegate Selection Plan. South Dakota has been allocated 19 delegates, and with enough volunteers like you, we hope to bring AOC to the 2028 DNC Convention. published a draft of the [Delegate Selection Plan](#).

Don't forget to send your code to draftaoc@team.repmyblock.org.

The Draft AOC 2028 Volunteer Team

By clicking the "Register" button, you are creating a RepMyBlock account and agreeing to RepMyBlock's [Terms of Use](#) and [Privacy Policy](#).

Watch this 26-minute documentary to understand what it means to be part of the governance of the County Democratic Party. [Click here to watch the whole documentary](#). (Press the **PLAY** button and enter the password **QCC4ALL** (all in uppercase) to access it.)

Rep My Block is provided free of charge to any candidate who wishes to use its services. **Please note that Draft AOC's content is independent of the Rep My Block tool.**

REP MY BLOCK
Represent Community By Running For County Committee

ABOUT REPRESENT NOMINATE HOWTO CONTACT BUGS LOGIN

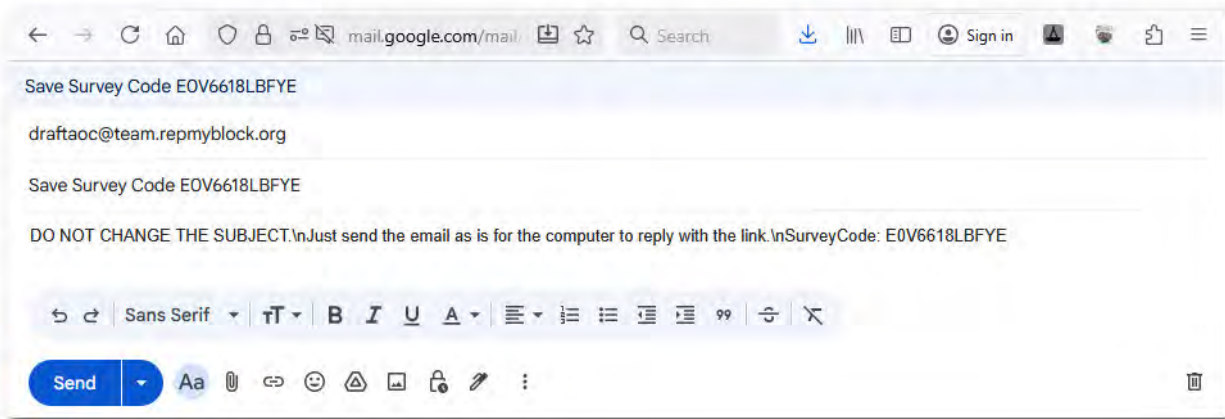
Twitter Facebook Instagram

RepMyBlock is a RepMyBlock project.

Step 5: Verify Your Email

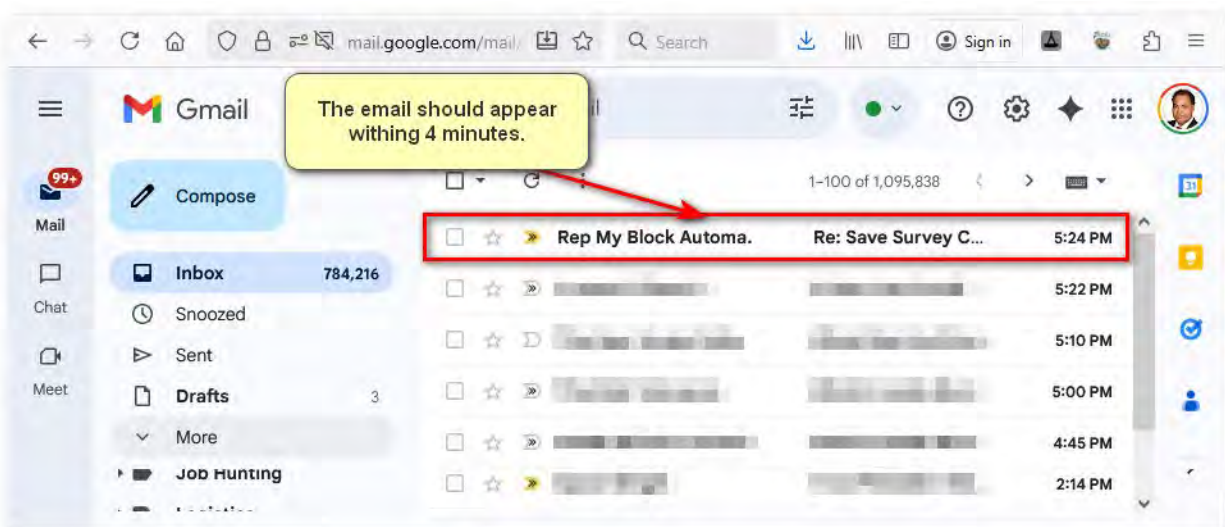
Once you send the email with your code to Rep My Block, you'll be added to the **daily email verification** system.

Note: Major email providers often block repetitive or automated messages. This verification step ensures that your email is valid and manually confirmed.



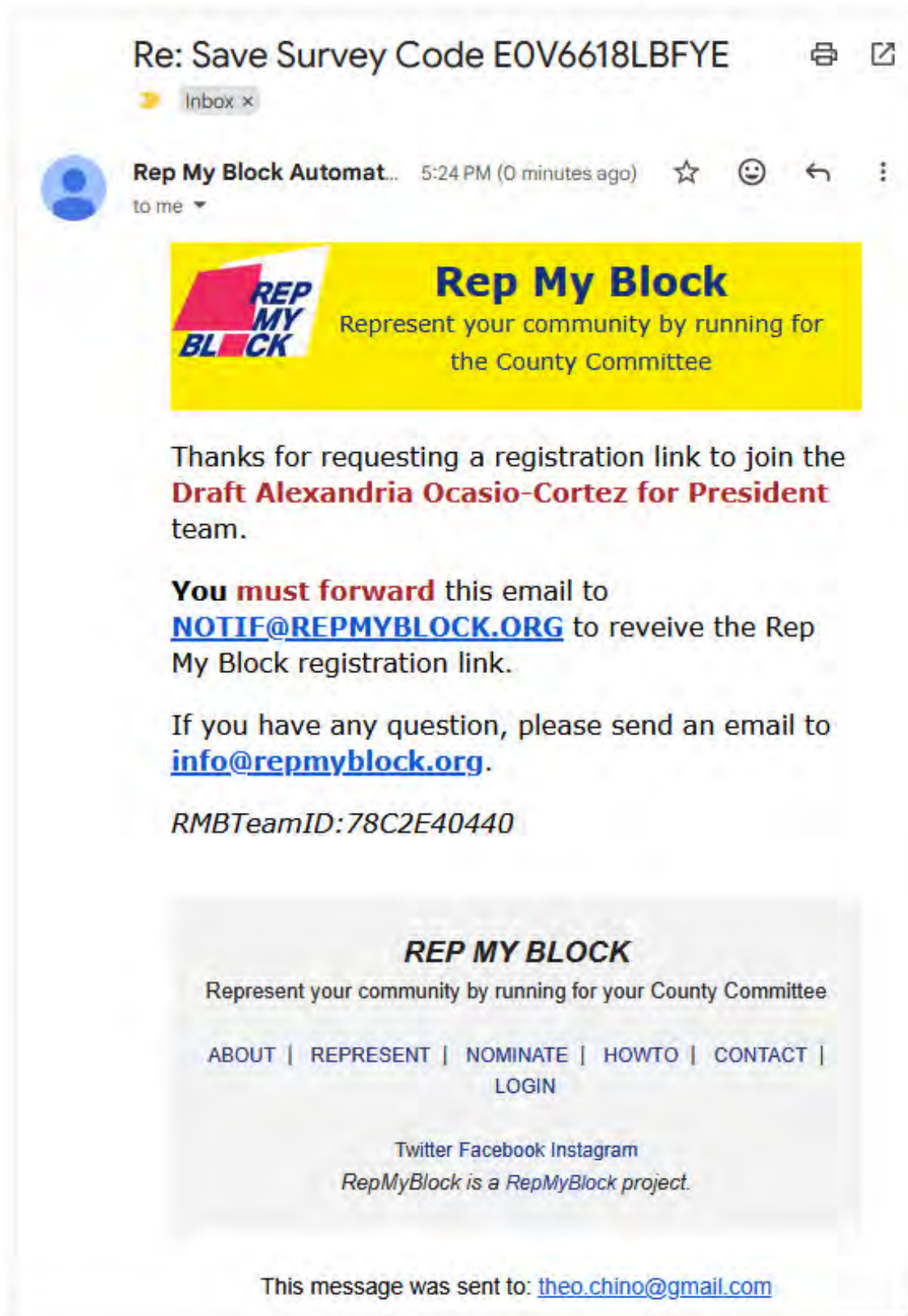
Within **4 minutes**, you should receive a reply email. Check your **spam** or **junk** folder if you don't see it.

If you **don't receive anything within 10 minutes**, forward your email to: info@repmyblock.org and we will verify it manually.

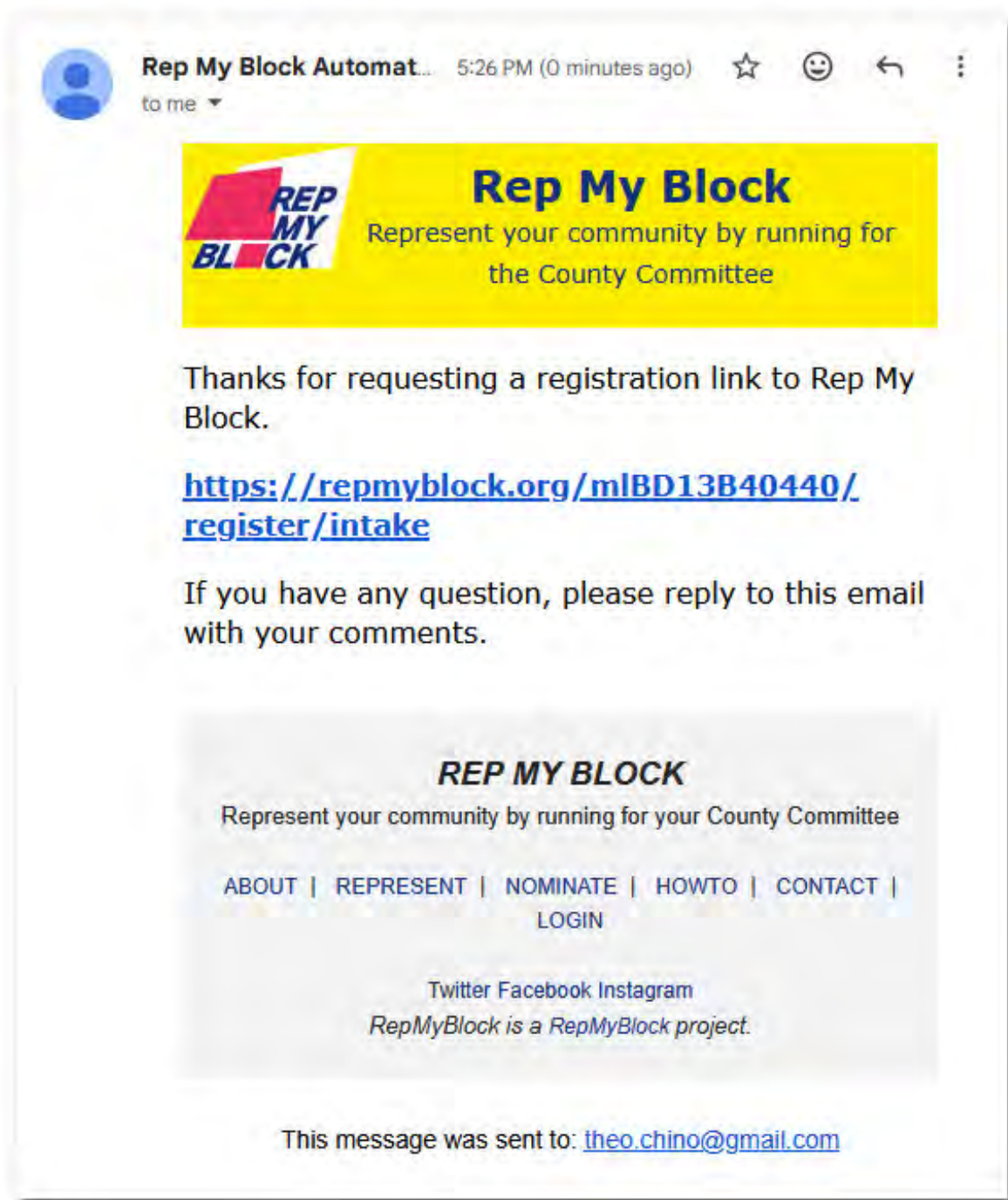


Step 6: Final Verification

Open the email you received and **forward it exactly as is** (without editing) to: notif@repmyblock.org.



Within **4 minutes**, you should receive another email containing a **link**. Check your spam folder if you don't receive it.



Step 7: Create Your Account

Click on the link and follow the prompts to:

- Create a **username**
- Choose a **password**

← → ↻ 🏠 🔒 📄 www.repmyblock.org/ml... 🔍 Search ⬇️ 📄 👤 Sign in 🗂️ 📄 📄

REP MY BLOCK REGISTER LOGIN ABOUT HOW TO CONTACT

Register

You are joining **Draft Alexandria Ocasio-Cortez for President team.**

RepMyBlock will be sharing your information with the group team leader, Theo Chino.

Email:
theo.chino+demo@gmail.com

Username:

Choose a username that contains only letters and numbers, or use your email address.

Password:

Verify Password:

Register

By clicking the "Register" button, you are creating a RepMyBlock account, and you agree to RepMyBlock's [Terms of Use](#) and [Privacy Policy](#).

REP MY BLOCK
Represent Community By Running For County Committee

ABOUT REPRESENT NOMINATE HOWTO CONTACT BUGS LOGIN

Twitter Facebook Instagram
RepMyBlock is a RepMyBlock project.

After completing this step, you will see an option to **log in**. Click on **"Click here to go to the login page."**

← → ↻ 🏠 🔒 📄 www.repmyblock.org/AAA... 🔍 Search ⬇️ 📄 👤 Sign in 🗂️ 📄 📄

REP MY BLOCK REGISTER LOGIN ABOUT HOW TO CONTACT

To continue, login with the credentials you just created.

[Click here to the login page.](#)

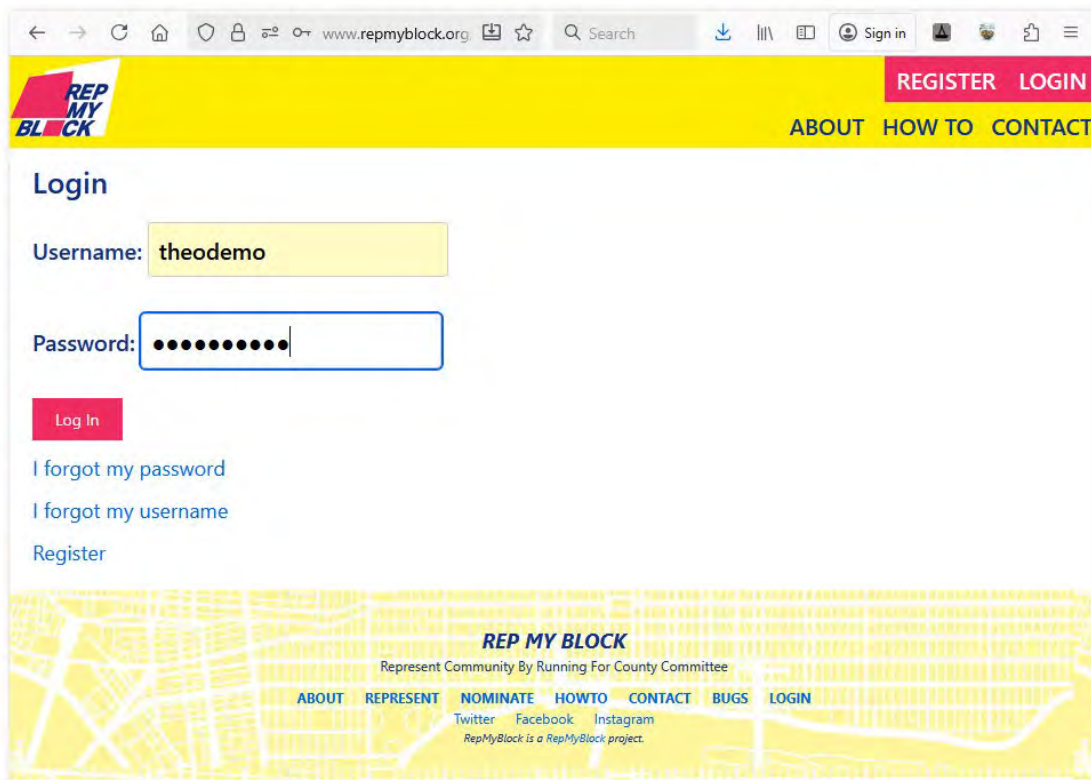
REP MY BLOCK
Represent Community By Running For County Committee

ABOUT REPRESENT NOMINATE HOWTO CONTACT BUGS LOGIN

Twitter Facebook Instagram
RepMyBlock is a RepMyBlock project.

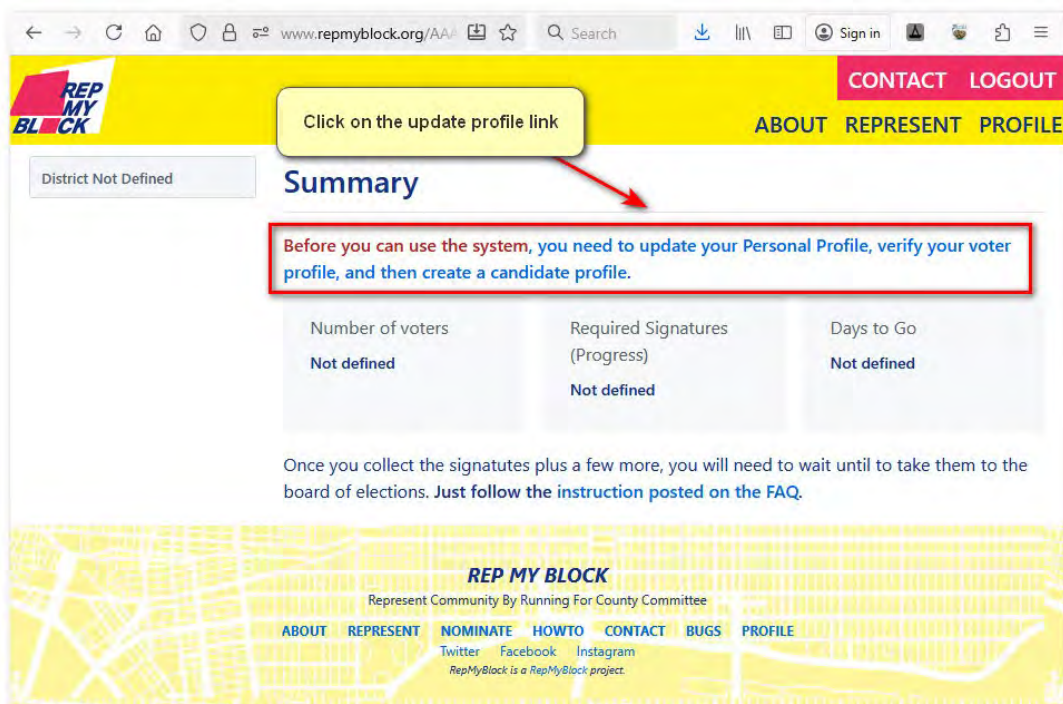
Step 8: Log In and Update Your Profile

You will be taken to a standard login page. Enter your **username** and **password**.



The screenshot shows the RepMyBlock login page. The browser address bar displays 'www.repmyblock.org'. The page has a yellow header with the RepMyBlock logo on the left and navigation links 'REGISTER', 'LOGIN', 'ABOUT', 'HOW TO', and 'CONTACT' on the right. The main content area is titled 'Login' and contains a 'Username:' field with the text 'theodemo' and a 'Password:' field with masked characters. Below the password field is a red 'Log In' button. There are also links for 'I forgot my password', 'I forgot my username', and 'Register'. At the bottom, there is a yellow banner with the RepMyBlock logo, the tagline 'Represent Community By Running For County Committee', and a row of navigation links: 'ABOUT', 'REPRESENT', 'NOMINATE', 'HOWTO', 'CONTACT', 'BUGS', and 'LOGIN'. Below these links are social media icons for Twitter, Facebook, and Instagram, and a note that 'RepMyBlock is a RepMyBlock project.'

You will be presented with a standard login page where you type the username and password you chose.



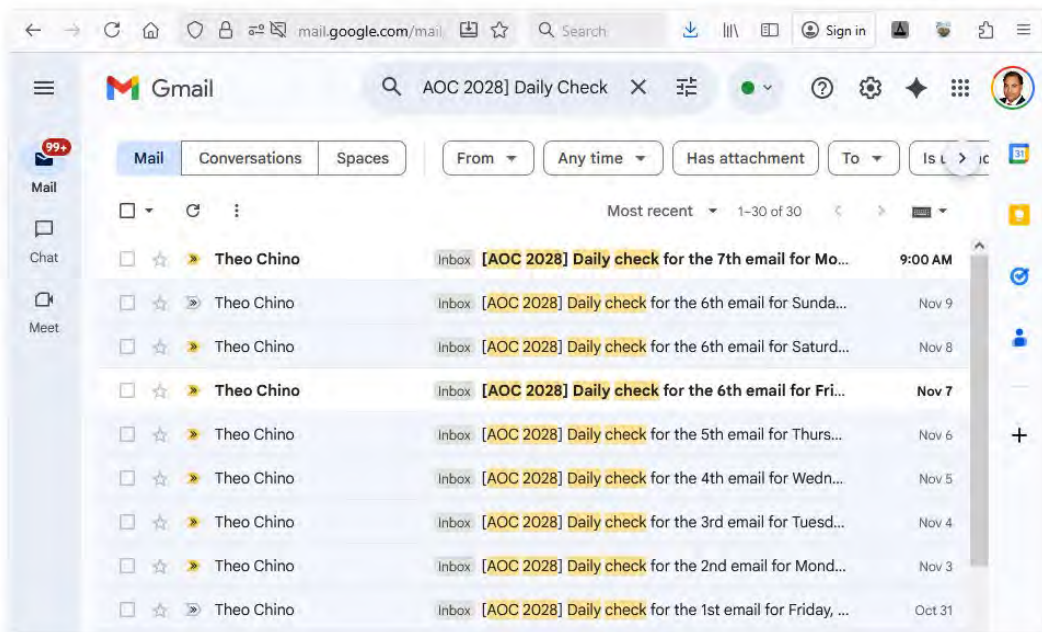
The screenshot shows the RepMyBlock 'Summary' page. The browser address bar displays 'www.repmyblock.org/AA'. The page has a yellow header with the RepMyBlock logo on the left and navigation links 'CONTACT', 'LOGOUT', 'ABOUT', 'REPRESENT', and 'PROFILE' on the right. The main content area is titled 'Summary' and contains a red-bordered box with the text: 'Before you can use the system, you need to update your Personal Profile, verify your voter profile, and then create a candidate profile.' A yellow callout box with the text 'Click on the update profile link' and a red arrow points to the 'PROFILE' link in the header. Below the red-bordered box is a table with three columns: 'Number of voters', 'Required Signatures (Progress)', and 'Days to Go'. The values in the table are 'Not defined', 'Not defined', and 'Not defined' respectively. Below the table is a paragraph of text: 'Once you collect the signatutes plus a few more, you will need to wait until to take them to the board of elections. Just follow the instruction posted on the FAQ.' At the bottom, there is a yellow banner with the RepMyBlock logo, the tagline 'Represent Community By Running For County Committee', and a row of navigation links: 'ABOUT', 'REPRESENT', 'NOMINATE', 'HOWTO', 'CONTACT', 'BUGS', and 'PROFILE'. Below these links are social media icons for Twitter, Facebook, and Instagram, and a note that 'RepMyBlock is a RepMyBlock project.'

Your information will now be saved and linked in the database.
You may then **log out**.

The screenshot shows the 'Personal Profile' page on the RepMyBlock website. The page has a yellow header with the RepMyBlock logo and navigation links: CONTACT, LOGOUT, ABOUT, REPRESENT, and PROFILE. A message at the top says 'District Not Defined'. Below this, a message states: 'You must fill in at least your first or last name to enable the other screens.' The 'Email Address' field is filled with 'theo.chino demo@gmail.com'. The 'First Name' field is filled with 'Theo' and the 'Last Name' field is filled with 'Chino'. A yellow callout box with the text 'Enter your first and last name' has red arrows pointing to both the First Name and Last Name fields. Another yellow callout box with the text 'Submit the profile' has a red arrow pointing to a red 'Update profile' button. The footer of the page includes the RepMyBlock logo, the tagline 'Represent Community By Running For County Committee', and a row of navigation links: ABOUT, REPRESENT, NOMINATE, HOWTO, CONTACT, BUGS, and PROFILE. Below these links are social media icons for Twitter, Facebook, and Instagram, and a note that 'RepMyBlock is a RepMyBlock project.'

Step 9: Daily Verification Emails

A day or two after submitting your profile, you will begin receiving a **daily email at 9:00 AM** with the subject line: **[AOC 2028] Daily Check for...**



The **first three emails** are the most important, as they contain detailed instructions.

mail.google.com/mail/ Search Sign in Theo Chino <theo.chino@gmail.com>




Gmail

[AOC 2028] Daily check for the 1st email for Friday, October 31, 2025

Theo Chino <info@draftaoc.us>
Reply-To: theo@draftaoc.us
To: Theo Chino <theo.chino@gmail.com>
Email Code: RGPKTAAIZGPEEXL

at 9:52 AM

NON URGENT | NON URGENT

  **SDA** 
www.socialists.us

Dear Theo,

This is message number ONE so the buttons are after this message. Every day, you'll receive a new message where you'll need to click the button indicating where it landed. Since this is a collaborative project, you'll also find statistics showing our collective progress.

Otherwise, just reply to the message and click the appropriate button.

Theo - Written on 2025-10-28 21:20:49.

The action buttons

- Went to INBOX
- Email was in SPAM
- A security message came up
- Something else

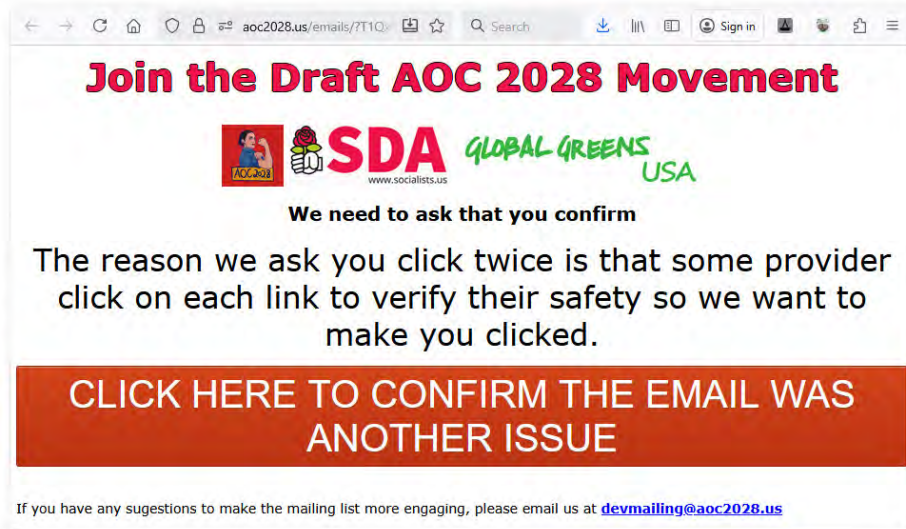
In solidarity,
Hasta la victoria, ¡siempre!

Theo Chino,
Committee of the Second Socialist International.
Acting First National Secretary of the Social Democrats of America

Step 10: Confirm Each Email

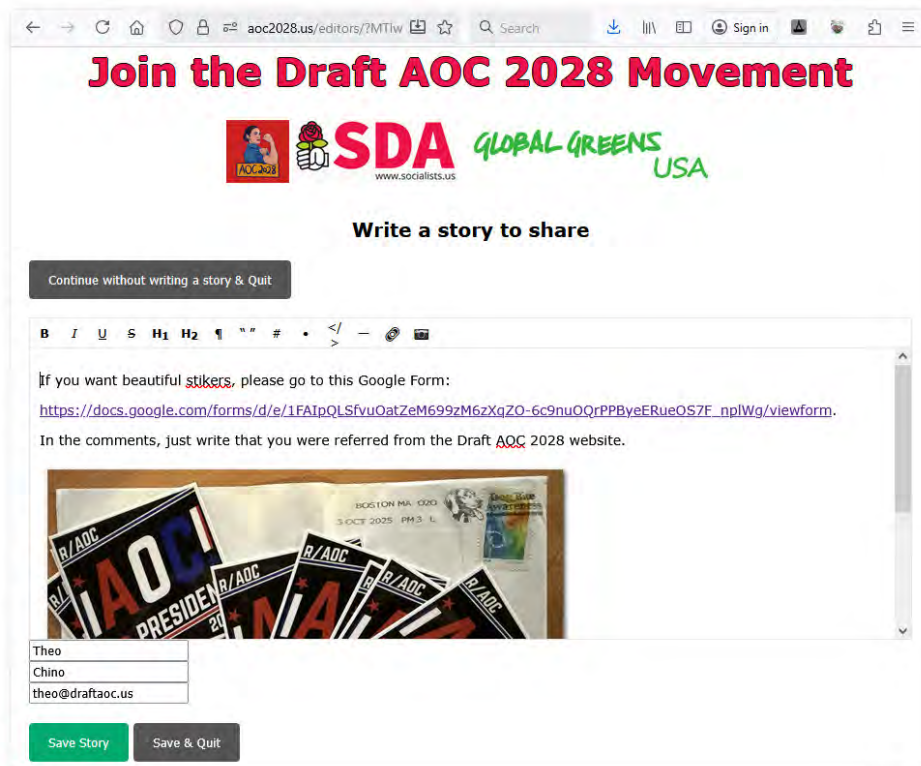
Each email contains buttons that, when clicked, open confirmation pages on <https://aoc2028.us>.

This step verifies that you are a real person — not an automated system. *(Some email providers automatically click all links to test them, so we ask you to manually confirm by clicking yourself.)*

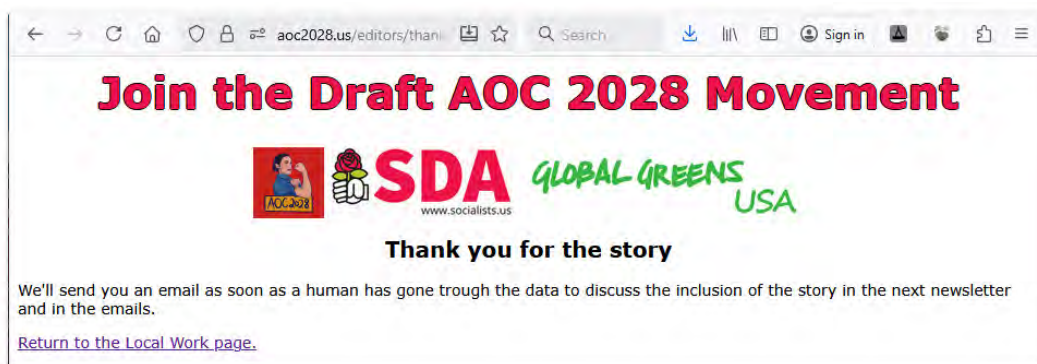


Once you click the button, you'll be taken to a page with a **text editor** where you can type a short **positive message**.

These real, human-written messages are randomly shared with other activists to keep content fresh and authentic.



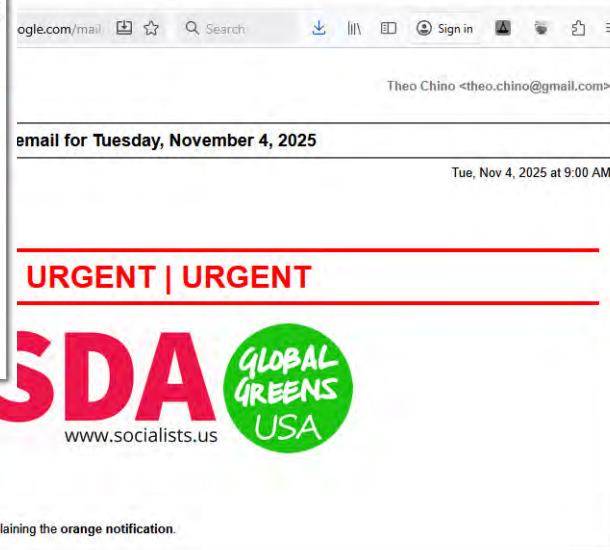

After you click **Save and Quit**, you'll see a **"Thank You for Your Story"** page — and you're done for the day.



Step 11: Understand the Email Colors

Each daily email will have a **colored header** indicating urgency:

- **Blue** – Informational
- **Orange** – Important
- **Red** – Urgent



Step 12: Your Only Daily Task

All we ask is that you **open the daily email** and **click the appropriate button** each day.